


# Network Extender



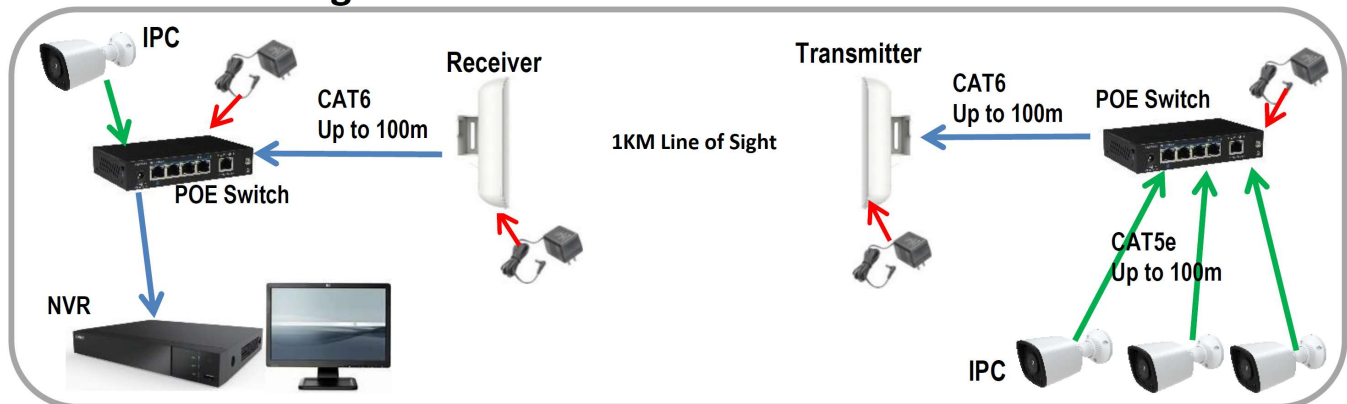
## IPW0115 – 1KM Network Extender



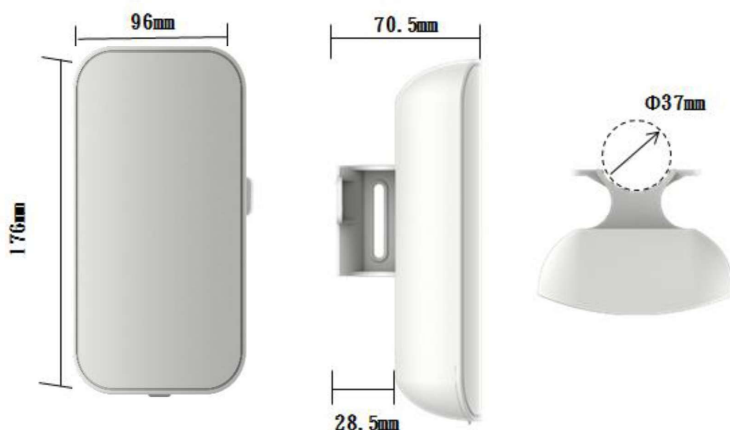
### Features

- **1KM** Line of Sight
- **150Mbps, 2.4GHz**
- 64M DDR RAM
- 10/100Mbps LAN port x1
- DIP Switch setting for easy pairing without use of PC
- Recommend for Lift, Warehouse, Store etc
- Active (Power Required) at both transmitter & receiver side
- LED indication for power & signal

### Connection Diagram



### Dimension



### Specification

- IEEE802.11n, 11g, 11b, 802.3u
- Flash : 8MB
- IC : SiGe5012B
- DC12V, 1A
- Power Consumption <3W at both Transmitter & Receiver
- Operating Environment : -30°~65°C / 0~95% Humidity
- ABS/PC Material with UV Protection
- Dimension & Weight : 170(H) x 96(W) x 70(D)mm, 300g (same for both Tx & Rx)

\* Specification maybe changed without prior notice